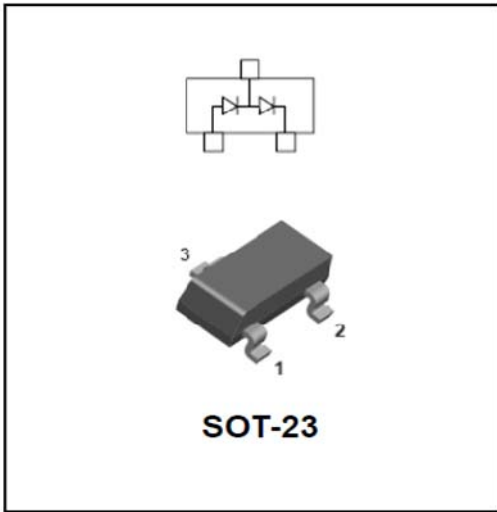


Small-Signal Fast Switching Diodes



Features

- V_R 100V
- I_{FAV} single diode loaded 215mA
double diode loaded 125mA

Typical Applications

- Low-Leakage

Mechanical Data

- **Package:** SOT23
- **Terminals:** Tin plated leads, solderable per J-STD-002 and JESD22-B102
- **Marking:** JY

■Maximum Ratings ($T_a=25^\circ\text{C}$ Unless otherwise specified)

PARAMETER	SYMBOL	UNIT	Conditions	VALUE
Repetitive peak reverse voltage	V_{RRM}	V		100
Reverse voltage	V_R	V	$I_R=100\mu\text{A}$	100
Peak forward surge current	I_{FSM}	A	Non-Repetitive $t = 1 \mu\text{s}$	4
Average forward current	I_{FAV}	mA	single diode loaded	215
			double diode loaded	125
Power dissipation	P_{tot}	mW		250
Maximum junction temperature	T_j	$^\circ\text{C}$		150
Storage temperature range	T_{stg}	$^\circ\text{C}$		-55 to +150

■Electrical Characteristics ($T_a=25^\circ\text{C}$ Unless otherwise specified)

PARAMETER	Symbol	UNIT	Conditions	Min	Max
Breakdown Voltage	V_R	V	$I_R=100\mu\text{A}$	100	
Forward Voltage	V_F	V	$I_F=1\text{mA}$		0.9
			$I_F=10\text{mA}$		1.0
			$I_F=50\text{mA}$		1.1
			$I_F=150\text{mA}$		1.25
Reverse Leakage Current	I_R	nA	$V_R=75\text{V}$		5
Capacitance	C	pF	$V_R=0\text{V}, f=1\text{MHz}$		4
Reverse Recovery Time	T_{rr}	us	$I_F=I_R=10\text{mA}, I_{rr}=0.1*I_R, R_L=100\Omega$		3

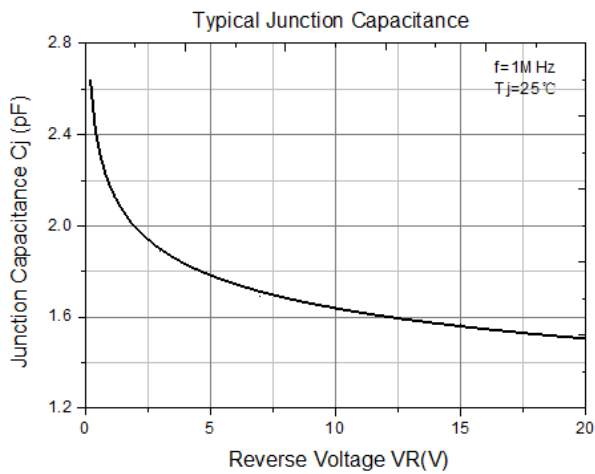
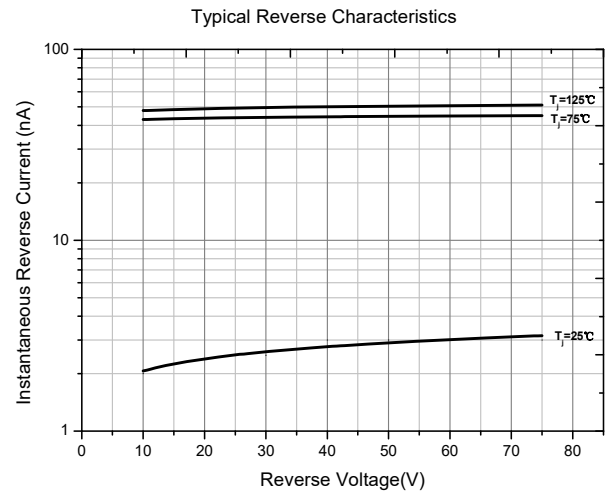
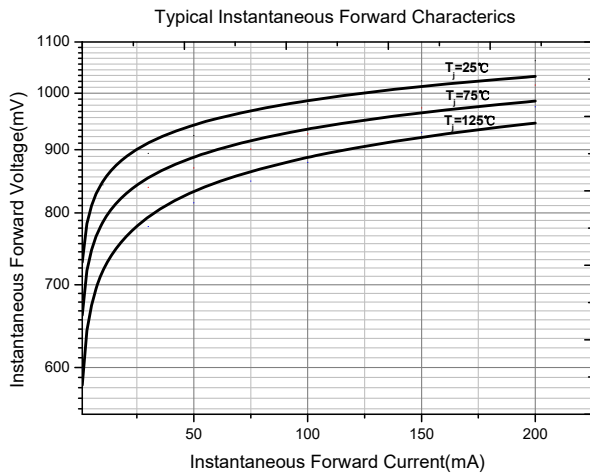


BAV199

Ordering Information (Example)

PREFERRED P/N	PACKING CODE	UNIT WEIGHT(g)	MINIMUM PACKAGE(pcs)	INNER BOX QUANTITY(pcs)	OUTER CARTON QUANTITY(pcs)	DELIVERY MODE
BAV199	F2	Approximate 0.008	3000	30000	120000	7" reel

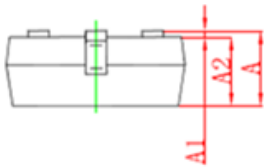
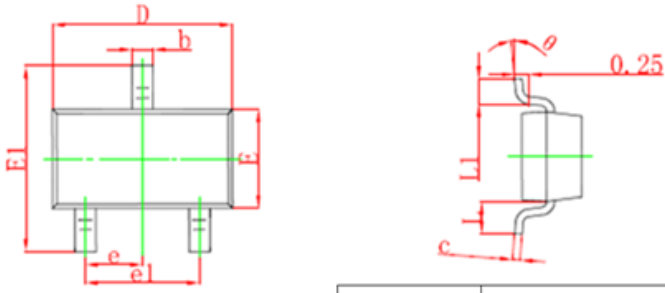
Characteristics (Typical)





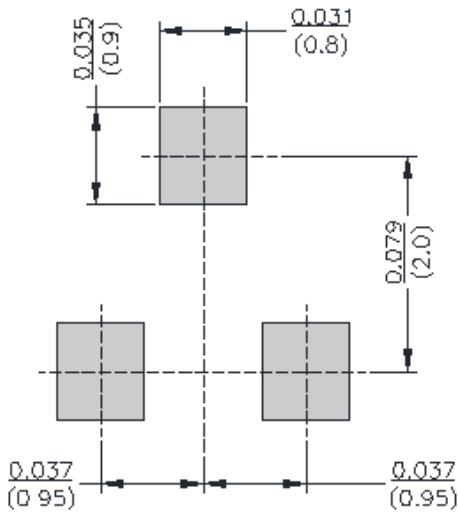
BAV199

■SOT-23 Package Outline Dimensions



Symbol	Dimensions In Millimeters		Dimensions In Inches	
	Min	Max	Min	Max
A	0.900	1.150	0.035	0.045
A1	0.000	0.100	0.000	0.004
A2	0.900	1.050	0.035	0.041
b	0.300	0.500	0.012	0.020
c	0.100	0.200	0.004	0.008
D	2.800	3.000	0.110	0.118
E	1.200	1.400	0.047	0.055
E1	2.250	2.550	0.089	0.100
e	0.950TYP		0.037TYP	
e1	1.800	2.000	0.071	0.079
L	0.550REF		0.022REF	
L1	0.300	0.500	0.012	0.020
θ	0°	8°	0°	8°

■SOT-23 Suggested Pad Layout





BAV199

Disclaimer

The information presented in this document is for reference only. Yangzhou Yangjie Electronic Technology Co., Ltd. reserves the right to make changes without notice for the specification of the products displayed herein to improve reliability, function or design or otherwise.

The product listed herein is designed to be used with ordinary electronic equipment or devices, and not designed to be used with equipment or devices which require high level of reliability and the malfunction of which would directly endanger human life (such as medical instruments, transportation equipment, aerospace machinery, nuclear-reactor controllers, fuel controllers and other safety devices), Yangjie or anyone on its behalf, assumes no responsibility or liability for any damages resulting from such improper use of sale.

This publication supersedes & replaces all information previously supplied. For additional information, please visit our website [http:// www.21yangjie.com](http://www.21yangjie.com) , or consult your nearest Yangjie's sales office for further assistance.